





2022 Microscopic & Endoscopic Temporal bone dissection course 高醫 X 高榮

8/20-21 @高醫大解剖實驗室

講師工作分配

Day 1: Microscopic & Endoscopic Temporal bone dissection		
1	Opening & Introduction <ul style="list-style-type: none"> <li>● Anatomy of the temporal bone</li> <li>● Soft tissue works &amp; landmarks &amp; Approaches</li> </ul>	高醫 何坤瑤教授 高榮 林明毅主任
2	Basic mastoidectomy (Microscopy) <ul style="list-style-type: none"> <li>● Drilling skills</li> <li>● Canal wall-up Mastoidectomy</li> </ul>	高榮 林明毅主任
3	Facial recess (Microscopy) <ul style="list-style-type: none"> <li>● Epitympanum (Fossa incudus, Cog)</li> <li>● Posterior tympanotomy</li> <li>● Cochleotomy; Cochlear Implant</li> </ul>	高醫 簡禎佑主任
4	Principle of EES (Endoscopy) <ul style="list-style-type: none"> <li>● Elevate TM flap, dissection of ossicles &amp; chorda tympani n.</li> <li>● Protympanium, hypotympanium</li> <li>● Sinus tympani, sinus hypotympanicus, fustis to RW</li> </ul>	高醫 張寧家醫師
5	Eustachian tube surgeries (Endoscopy) <ul style="list-style-type: none"> <li>● Approaches: Transcanal, transnasal, transoral</li> </ul> Dilatation & Injection tuboplasty	高醫 張寧家醫師
6	Ossiculoplasty (Endoscopy) <ul style="list-style-type: none"> <li>● Removal of malleus handle</li> <li>● IS dislocation, PORP</li> <li>● Stapedotomy/stapedectomy, TORP, piston</li> <li>● Removal of all ossicles</li> </ul>	高醫 簡禎佑主任
7	Facial nerve & middle ear muscles (Endoscopy, microscopy) <ul style="list-style-type: none"> <li>● Dissection of PE/stapedius, CP/ TTM</li> <li>● Middle ear FN decompression (Endo, to GG)</li> </ul>	高榮 劉昱希醫師
8	Facial nerve (Microscopy) <ul style="list-style-type: none"> <li>● Nerve decompression (續 endoscopic, to microscopy)</li> <li>● Extended posterior tympanotomy</li> <li>● Canal wall-down mastoidectomy</li> </ul> (☞ Temporal bone removal (LTBR), TMJ capsule)	高榮 林陞樵醫師

Day 2: Advanced Endoscopic & Microscopic Lateral Temporal bone dissection			
1	Endolymphatic sac and Sigmoid sinus <ul style="list-style-type: none"> <li>● Identification of sac &amp; decompression</li> <li>● Sigmoid sinus to jugular bulb</li> </ul>	 Internal Carotid artery	高榮 林陞樵醫師
2	Posterior petrous Apex, Labyrinthectomy (Microscopy) <ul style="list-style-type: none"> <li>● Semicircular canals: PSC, HSC, SSC</li> <li>● Identification of Utricle and Sacculle</li> </ul>	 Transcanal petrosotomy (Endoscopy) Infracochlear, Suprageniculate	高榮 劉昱希醫師
3	Internal auditory canal <ul style="list-style-type: none"> <li>● Endoscopic Transcanal Cochlectomy &amp; Saccullectomy (OW &amp; RW)</li> <li>● Facial nerve</li> <li>● Cochlear nerve</li> <li>● SVN, IVN</li> </ul>	 GG, GSPN  Cochlectomy	高榮 劉昱希醫師

Day 1		
07:40-08:00	報到，分組，著裝	
08:00-08:15	Opening 大合照 Lecture: principles of TBD	何 P 林
08:15-08:25	Lecture: Posterior tympanotomy, CI insertion	簡
08:25-11:20	Dissection: soft tissue work Simple mastoidectomy CI surgery	Micro, demo
11:20-11:30	Lecture: General principle of EES	張
11:30-12:30	Dissection: Endoscopic middle ear anatomy	Endo
12:30-13:00	Lunch break	
13:00-13:10	Lecture & Demonstration: E-tube Surgeries	張 Endo, demo
13:10-13:30	Lecture: Atticotomy & Ossiculoplasty Tympanic Facial nerve & middle ear muscles	簡 劉
13:30-15:20	Dissection: Endoscopic Atticotomy & ossiculoplasty Tympanic Facial nerve & middle ear muscles E-tube surgeries	Endo
15:20-15:30	Lecture: Facial nerve decompression, extended Facial recess; CWD mastoidectomy & LTBR	樵
15:30-17:30	Dissection: Endoscopic & Microscopic Facial nerve decompression, extended Facial recess CWD / LTBR / TMJ	Micro, Endo

Day 2		
7:40-8:00	報到，分組，著裝	
8:00-08:10	Lecture: posterior fossa Endolymphatic sac and Sigmoid sinus	樵
08:10-08:25	Lecture: Petrosectomy, Labyrinthectomy, IAC	劉
08:25-12:00	Dissection: Endolymphatic sac and Sigmoid sinus Endoscopic Petrosectomy, Cochlectomy Labyrinthectomy, IAC	Micro, Endo
12:00-12:30	Lunch break	
12:30-17:00	Second side dissection	Micro, Endo
17:00	場復、發放證書	